

Safety knives for all industries


# FISH 200

Cut materials under tension for maximum effectiveness

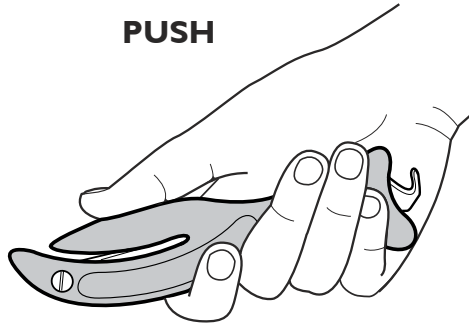
Please handle all knives with care

Please act responsibly when disposing of blades

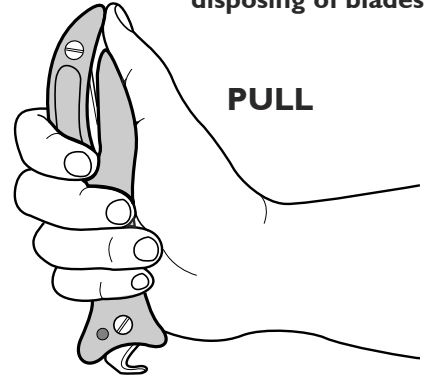
### REMOVABLE HOOK GUARD



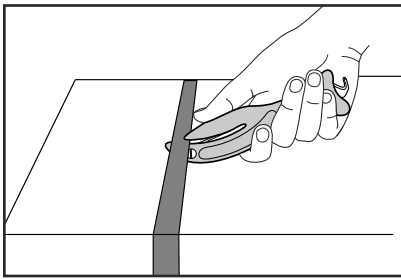
### PUSH



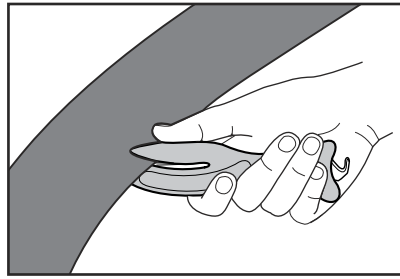
### PULL



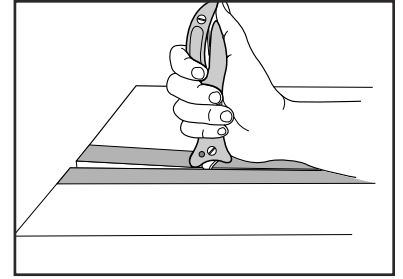
U.S. Patent # 5046253



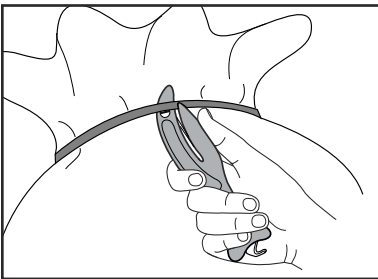
Strapping



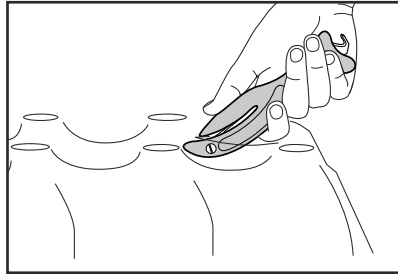
Seatbelts



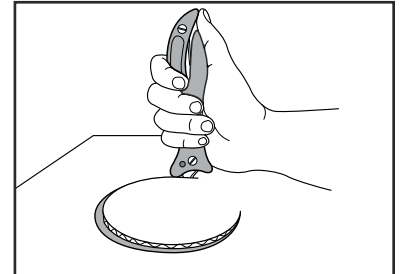
Tape/Boxcutter



Cable Ties

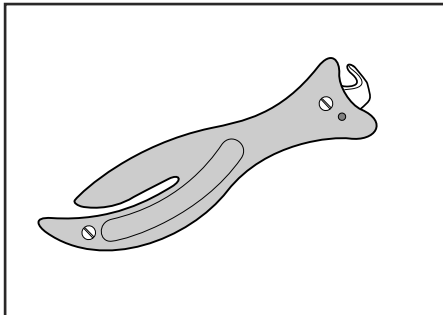


Shrink Wrap

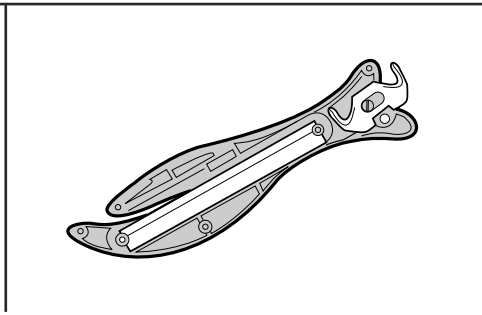


Cardboard

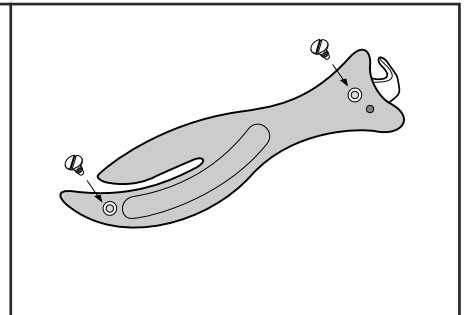
### BLADE CHANGE



Remove screws  
Separate two halves



Reverse or replace blades  
Pull hook blade fully out



Snap halves back together  
Replace & tighten screws



**The Safety Knife Company L.L.C.**

755 Old Frontenac Square • Saint Louis, MO 63131

Tel: 314•645•3900 • Fax: 314•645•0728

E-mail: [sales@safetyknife.us.com](mailto:sales@safetyknife.us.com)

Web: [www.safetyknifeus.com](http://www.safetyknifeus.com)